



## Description:

6 - 22 AWG stranded (7x30) and 2 - 18 AWG stranded (16x30) tinned copper conductors, conductors cabled, PVC insulation, PVC jacket.

## Physical Characteristics (Overall)

### Conductor

#### AWG:

# Conductors	AWG	Stranding	Conductor Material
2	18	16x30	TC - Tinned Copper
6	22	7x30	TC - Tinned Copper

### Insulation

#### Insulation Material:

Insulation Material	Wall Thickness (in.)	AWG
PVC - Polyvinyl Chloride	.019	18
PVC - Polyvinyl Chloride	.010	22

### Outer Shield

#### Outer Shield Material:

Outer Shield Material
Unshielded

### Outer Jacket

#### Outer Jacket Material:

Outer Jacket Material	Nom. Wall Thickness (in.)
PVC - Polyvinyl Chloride	.032

### Overall Cabling

#### Overall Cabling Color Code Chart:

Number	Color
1	Black (18 AWG)
2	White (18 AWG)
3	Red (22 AWG)
4	Green (22 AWG)
5	Brown (22 AWG)
6	Blue (22 AWG)
7	Yellow (22 AWG)
8	Orange (22 AWG)

Overall Nominal Diameter: 0.259 in.

## Mechanical Characteristics (Overall)

Operating Temperature Range:	-20°C To +80°C
UL Temperature Rating:	80°C (UL AWM Style 2576)
Bulk Cable Weight:	45.200 lbs/1000 ft.
Max. Recommended Pulling Tension:	86 lbs.
Min. Bend Radius (Install)/Minor Axis:	2.600 in.

## Applicable Specifications and Agency Compliance (Overall)

### Applicable Standards & Environmental Programs

NEC/(UL) Specification:	CMG
CEC/C(UL) Specification:	CMG
AWM Specification:	UL Style 2576 (150 V 80°C)
EU CE Mark:	Yes
EU Directive 2000/53/EC (ELV):	Yes
EU Directive 2002/95/EC (RoHS):	Yes
EU RoHS Compliance Date (mm/dd/yyyy):	04/01/2005
EU Directive 2002/96/EC (WEEE):	Yes
EU Directive 2003/11/EC (BFR):	Yes
CA Prop 65 (CJ for Wire & Cable):	Yes
MII Order #39 (China RoHS):	Yes

### Flame Test

UL Flame Test:	UL1685 FT4 Loading
C(UL) Flame Test:	FT4

### Suitability

Sunlight Resistance:	Yes
----------------------	-----

## Electrical Characteristics (Overall)

### Nom. Conductor DC Resistance:

Description	DCR @ 20°C (Ohm/1000 ft)
22 AWG	15.6
18 AWG	6.8

### Max. Operating Voltage - UL:

Voltage	Description
300 V RMS	CMG
150 V RMS	UL AWM Style 2576

### Max. Recommended Current:

Current
2.4 Amps per conductor @ 25°C (22 AWG)
4 Amps per conductor @ 25°C (18 AWG)

## Put Ups and Colors:

Item #	Putup	Ship Weight	Color	Notes	Item Desc
8448 060U1000	1,000 FT	49.000 LB	CHROME		2#18,6#22 PVC PVC
8448 060U500	500 FT	25.000 LB	CHROME		2#18,6#22 PVC PVC
8448 0601000	1,000 FT	50.000 LB	CHROME	C	2#18,6#22 PVC PVC
8448 060500	500 FT	25.500 LB	CHROME	C	2#18,6#22 PVC PVC

### Notes:

C = CRATE REEL PUT-UP.

## Introduction

Belden® multi-conductor cables are manufactured in a wide variety of gage sizes, dimensions, insulation materials, shielding configurations, and jacketing materials including Plenum and High-Temperature versions. These cables meet the technical requirements of many different types of systems. In fact, Belden offers one of the broadest lines of UL Listed, NEC and CEC multi-conductor cables available from any single source.

Applications for multi-conductor cables include computers, communications, instrumentation, sound, control, audio, and data transmission. Each of these cables is designed to protect signal integrity under critical conditions by reducing hum, noise, and crosstalk.

To assist you in selecting the proper cable for your application, both the suggested working voltages and the maximum temperature ratings are indicated for each applicable product in this section.

Most of our multi-conductor cables are available from stock. Many of these are available off the shelf from distributors. If you have a new or unusual application or you cannot find a multi-conductor cable in this catalog section that meets your technical requirements, contact Technical Support at 1-800-BELDEN-1.

### Multi-Conductor Cables Packaging

Belden's unique UnReel® cable dispenser is available for many of the multi-conductor products listed in this section. The letter "U" before the specified put-up length denotes UnReel packaging.

## Selection Guide

### Shielded Multi-Conductor Computer Cables for RS-232 Applications

Specifications		Cable Series*			
		9925	9608	9533	9939
<b>Conductor Size:</b> (AWG)	28				
	24	✓	✓	✓	
	22				✓
	20				
	18				
Page No.		4.18	4.17	4.11	4.19
<b>Insulation:</b>	S-R PVC		✓	✓	✓
	Polyethylene				
	Polypropylene				
	Datalene®†	✓			
<b>Shield:</b>	Overall Foil			✓	
	Drain Wire	✓		✓	
	Overall Foil/Braid	✓	✓		✓
	Braid Coverage	65%	65%		65%
<b>Drain Wire Overall:</b>		Yes	No	Yes	No
<b>No. of Cond. Available:</b>	1				
	2				
	3	✓	✓	✓	✓
	4	✓	✓	✓	✓
	5	✓	✓	✓	✓
	6	✓	✓	✓	✓
	7	✓	✓	✓	✓
	8	✓	✓	✓	✓
	9	✓	✓	✓	✓
	10	✓	✓	✓	✓
	11				
	12				
	13				
	15	✓	✓	✓	✓
	17				
	18				
	19				
	20			✓	
	25	✓	✓	✓	✓
	27				
30			✓		
31					
37	✓	✓		✓	
40			✓		
50		✓	✓	✓	
<b>Capacitance ** (pF/ft.)</b>		12.0	30.0	30.0	35.0

\*All cables are UL-listed.

\*\*Capacitance may vary on some cables.

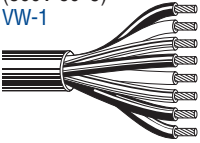
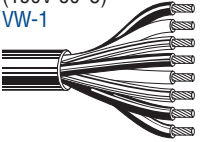
† Foam high density polyethylene.

## Unshielded


Antenna Rotor Control Cables, Security/Audio Systems and Duplex Primary Wire

Description	Part No.	UL NEC/ C(UL) CEC Type	No. of Cond.	Color Code	AWG (stranding)	Standard Lengths		Standard Unit Weight		Insulation Thickness		Jacket Thickness		Nominal OD	
						Ft.	m	Lbs.	kg	Inch	mm	Inch	mm	Inch	mm


**Antenna Rotor Cables** Stranded Tinned Copper Conductors • Conductors Cabled

PVC Insulation • Chrome PVC Jacket															
UL AWM Style 2464 (300V 80°C) VW-1 	9405	NEC: CM	8	Black, White	2@16 (19x28)	500	152.4	47.0	21.3	.019	.48	.032	.81	.345	8.76
					Brown, Red, Yellow, Blue, Orange, Green	6@18 (16x30)	1000	304.8	92.0	41.8	.018	.46			
UL AWM Style 2576 (150V 80°C) VW-1 	8448	NEC: CMG CEC: CMG FT4	8	Black, White	2@18 (16x30)	U-500	U-152.4	25.0	11.4	.019	.48	.032	.81	.259	6.58
					Red, Green, Brown, Blue, Yellow, Orange	6@22 (7x30)	U-1000	U-304.8	49.0	22.2	.010	.25			

**Security/Audio/Power Limited Controls Cable** Stranded Bare Copper Conductors • Conductors Parallel

PVC Insulation • Chrome PVC Jacket															
200V RMS 75°C VW-1 	8484	—	4	Black, Green, Red, White	20 (7x28)	U-500	U-152.4	12.5	5.7	—	—	—	—	.177	4.50
						U-1000	U-304.8	24.0	10.9						
						1000	304.8	25.0	11.4						

**Duplex Primary Wire** Stranded Bare Copper Conductors • Conductors Parallel

PVC Insulation • Chrome PVC Jacket																		
300V RMS 75°C VW-1 	8677	—	2	Brown, Red	16 (19x29)	500	152.4	18.5	8.4	.024	.61	.022	.56	.149	3.78			
															x	x		
																	.254	6.45
	8675	—	2	Brown, Red	14 (19x27)	500	152.4	23.5	10.7	.023	.58	.023	.58	.168	4.27			
															x	x		
													.290	7.37				
	8673	—	2	Brown, Red	12 (19x25)	500	152.4	32.5	14.8	.026	.66	.022	.56	.186	4.72			
															x	x		
													.328	8.33				
	8678	—	2	Brown, Red	10 (19x23)	500	152.4	51.0	23.1	.031	.79	.025	.64	.225	5.72			
															x	x		
													.400	10.16				